

Conducted research

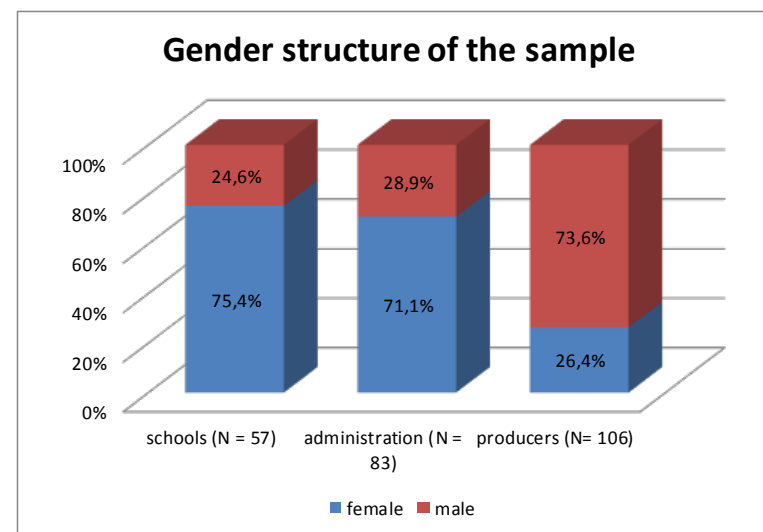
- a survey with three groups of respondents:
 - agricultural secondary school teachers,
 - local, regional and state administration
 - producers / processors in the field of agribusiness
- online survey was open from 1 October 2014 until 31 January 2015
- Respondents contacted by phones, by e-mails, via school principals
- + snowball technique



Sample description (1)

- 246 respondents
 - 57 school teachers (23.2%), 83 public administration representatives (33.7%) and 106 producers (43.1%)

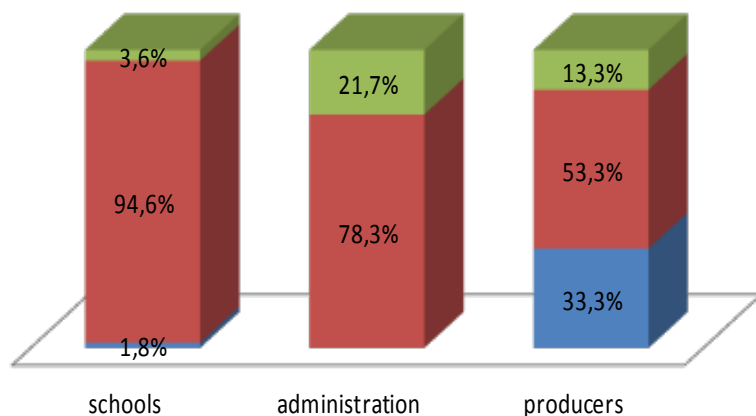
| Respondent age (yrs) | | | | |
|----------------------|------------|-----------|-----------|--------------|
| | N | Minimum | Maximum | Mean |
| schools | 57 | 30 | 64 | 46.60 |
| administration | 83 | 26 | 63 | 44.18 |
| producers | 105 | 18 | 71 | 39.50 |
| Total | 245 | 18 | 71 | 42.74 |



Sample description (1)

Completed level of education

- Master/doctoral degree
- Non-university college degree/University degree
- Secondary education

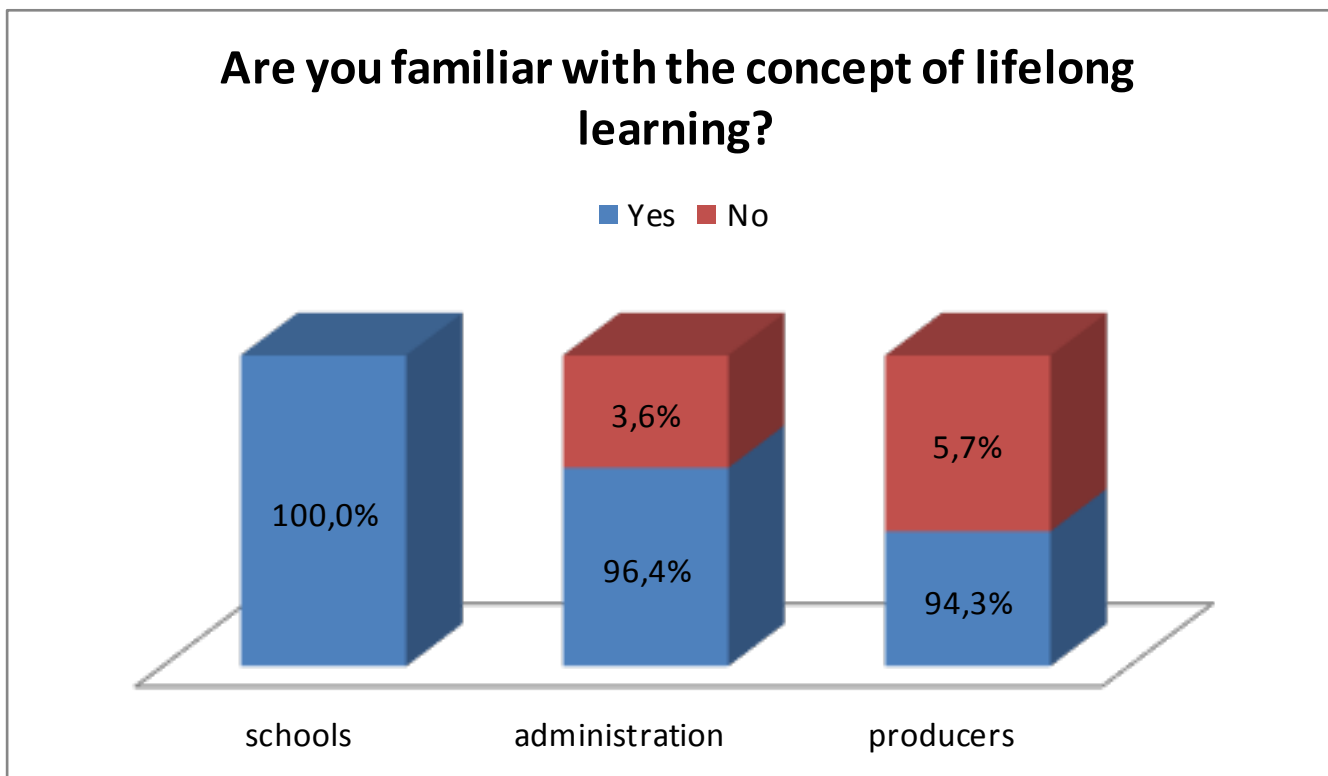


| | Respondent educational orientation | |
|----------------|------------------------------------|------------------------------|
| | Percentage of respondents (%) | |
| | agricultural orientation | non-agricultural orientation |
| schools | 47.4% | 52.6% |
| administration | 57.8% | 42.2% |
| producers | 39.6% | 60.4% |

Public administration - majority from Advisory Service (37.3%) and the Ministry of Agriculture

Producers – the majority from small farms

Familiarity with the concept of lifelong learning



- 96.5% of teachers
- 95.2% of administration employees
- 73.1% of producers

} additional training is essential to remain good in their work

- 82.5% of teachers
- 67.5% of administration employees

} additional training is essential to remain in their positions

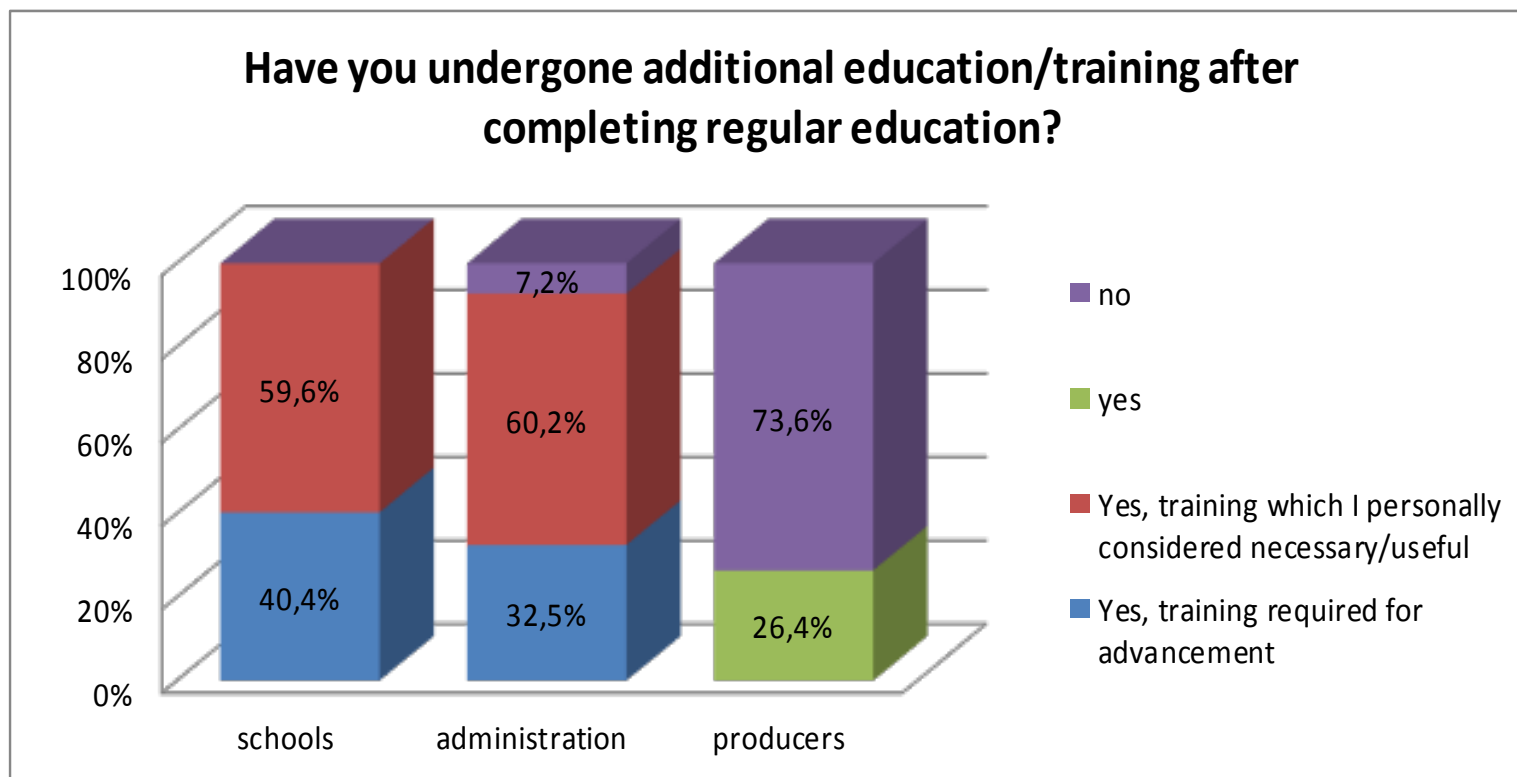
Need for additional workplace training

Are you required to attend additional training, as a condition to remain in your current workplace?

% of respondents

| | Yes | No |
|----------------|-------|-------|
| schools | 82.5% | 17.5% |
| administration | 67.5% | 32.5% |

Additional education/training after completing regular education



Familiarity with the existing offer of additional education/training programmes in agr.

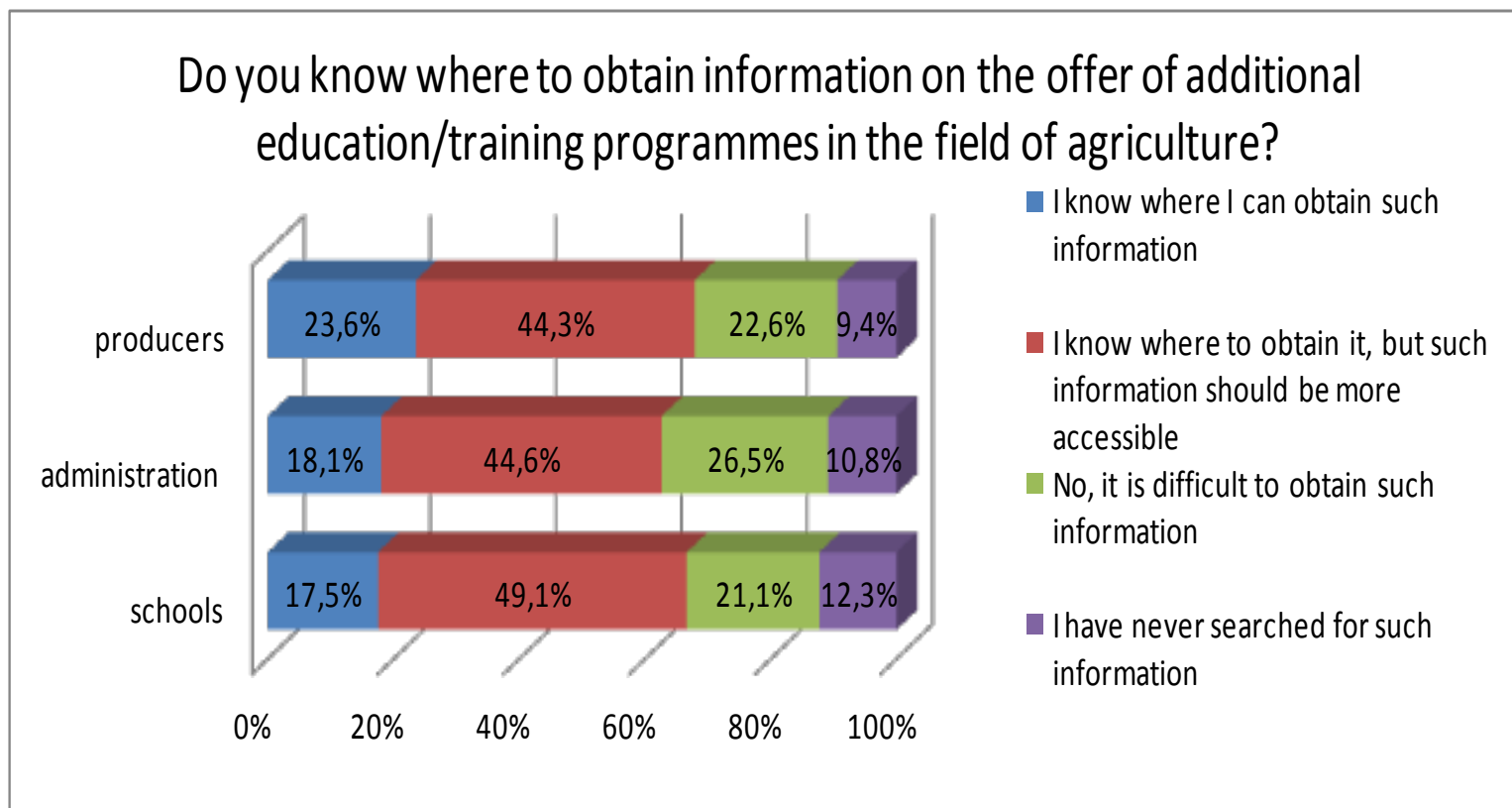
To what extent are you familiar with the current offer of additional education/training programmes in the field of agriculture?

% of respondents

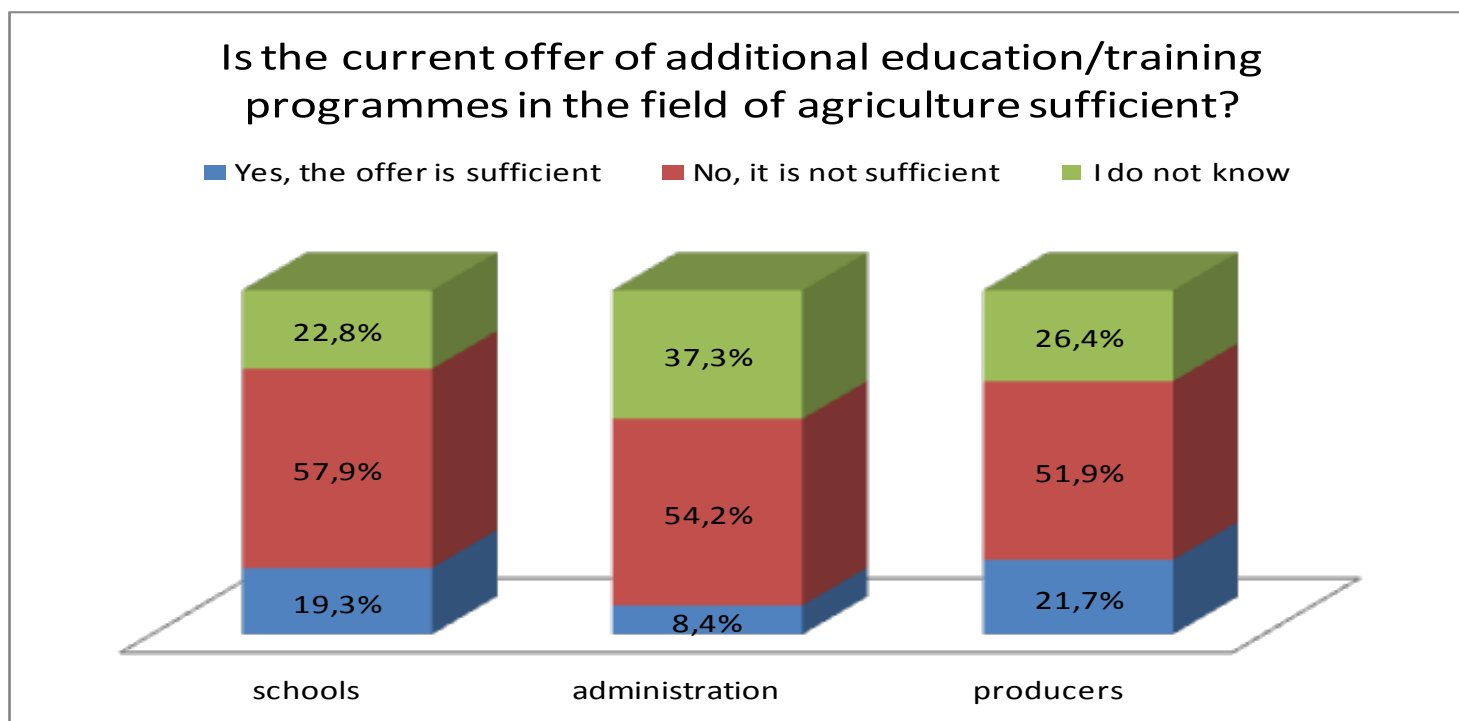
| | not familiar at all | not familiar | moderately familiar | familiar | completely familiar |
|----------------|---------------------|--------------|---------------------|----------|---------------------|
| schools | 8.8% | 22.8% | 47.4% | 14.0% | 7.0% |
| administration | 4.8% | 26.5% | 49.4% | 18.1% | 1.2% |
| producers | 5.7% | 30.2% | 36.8% | 19.8% | 7.5% |
| TOTAL | 6.1% | 27.2% | 43.5% | 17.9% | 5.3% |

Univerza v Ljubljani

Familiarity with sources of information on additional education/training programmes in the field of agriculture



Attitude with regard to the sufficiency of the offered additional education/training programmes in agr.



Knowledge that the respondents lack

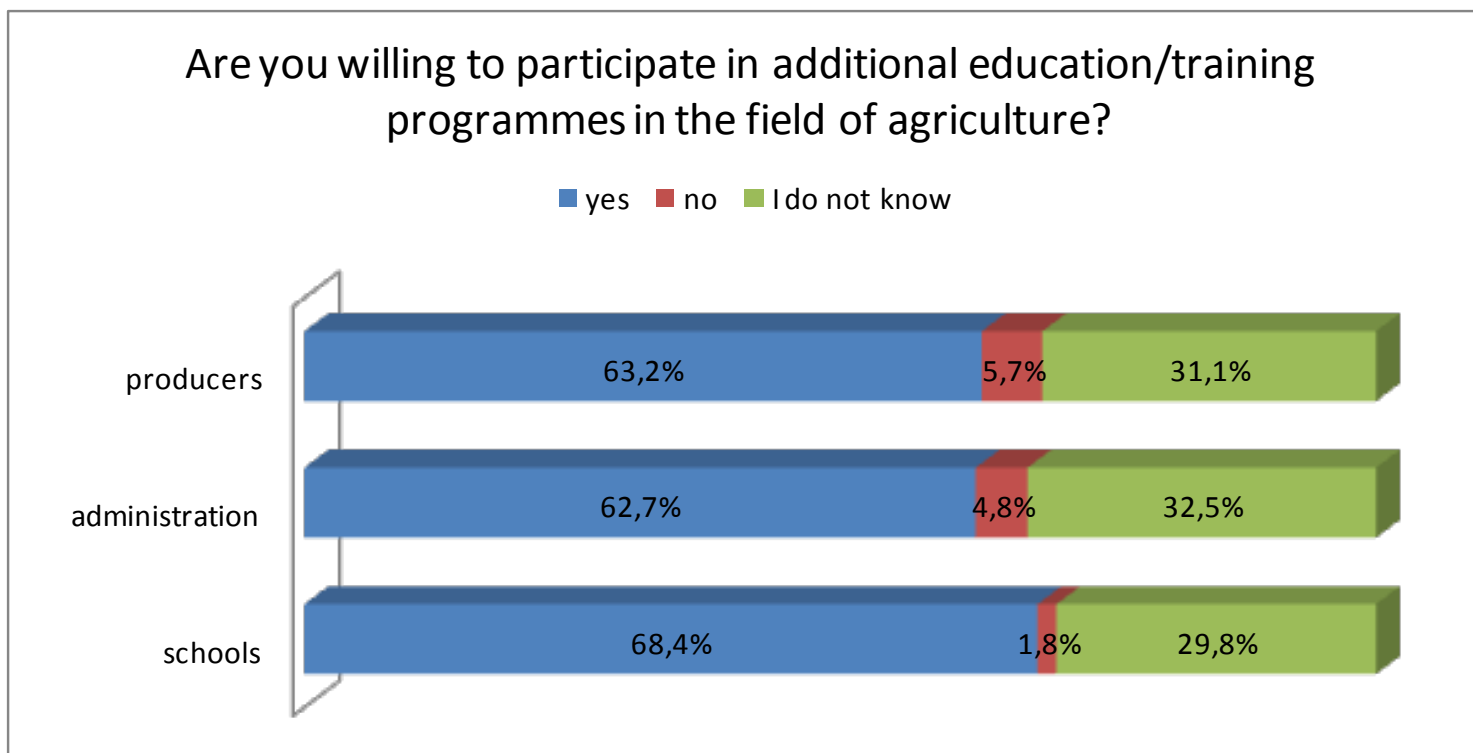
| Areas in which the respondents lack knowledge | % of respondents | | |
|---|------------------|---------------------|--------------|
| | schools | adminis- tration | producers |
| Animal science | 12.3% | 13.3% | 19.8% |
| Crop production | 17.5% | 22.9% | 39.6% |
| Organic production | 49.1% | 39.8% | 52.8% |
| Agrotourism | 31.6% | 24.1% | 22.6% |
| Agricultural economics | 15.8% | 28.9% | 26.4% |
| Agribusiness | 31.6% | 30.1% | 25.5% |
| Rural development | 17.5% | 49.4% | 29.2% |
| Agroecology | 26.3% | 22.9% | 17.9% |
| Microbial biotechnology in agriculture | 15.8% | 10.8% | 10.4% |
| Animal genetics and breeding | 8.8% | 4.8% | 6.6% |
| Horticulture – vegetable crops | 21.1% | 15.7% | 17.0% |
| Horticulture – ornamental plants | 21.1% | 8.4% | 8.5% |
| Horticulture – viticulture | 10.5% | 9.6% | 15.1% |

| Areas in which the respondents lack knowledge | % of respondents | | |
|---|------------------|---------------------|--------------|
| | schools | administ- ration | producers |
| Horticulture – enology | 8.8% | 8.4% | 10.4% |
| Horticulture – fruit crops | 14.0% | 13.3% | 18.9% |
| Animal nutrition and food | 8.8% | 7.2% | 13.2% |
| Meat production and processing | 8.8% | 8.4% | 7.5% |
| Milk production and processing | 8.8% | 8.4% | 7.5% |
| Landscape architecture | 24.6% | 10.8% | 8.5% |
| Agricultural engineering – machinery | 12.3% | 2.4% | 26.4% |
| Agricultural engineering – soil amelioration | 5.3% | 6.0% | 18.9% |
| Fisheries | 10.5% | 1.2% | 5.7% |
| Hunting | 7.0% | 1.2% | 6.6% |
| Apiculture | 14.0% | 8.4% | 17.9% |
| Plant protection | 28.1% | 21.7% | 41.6% |
| Phytomedicine | 29.8% | 20.5% | 25.5% |

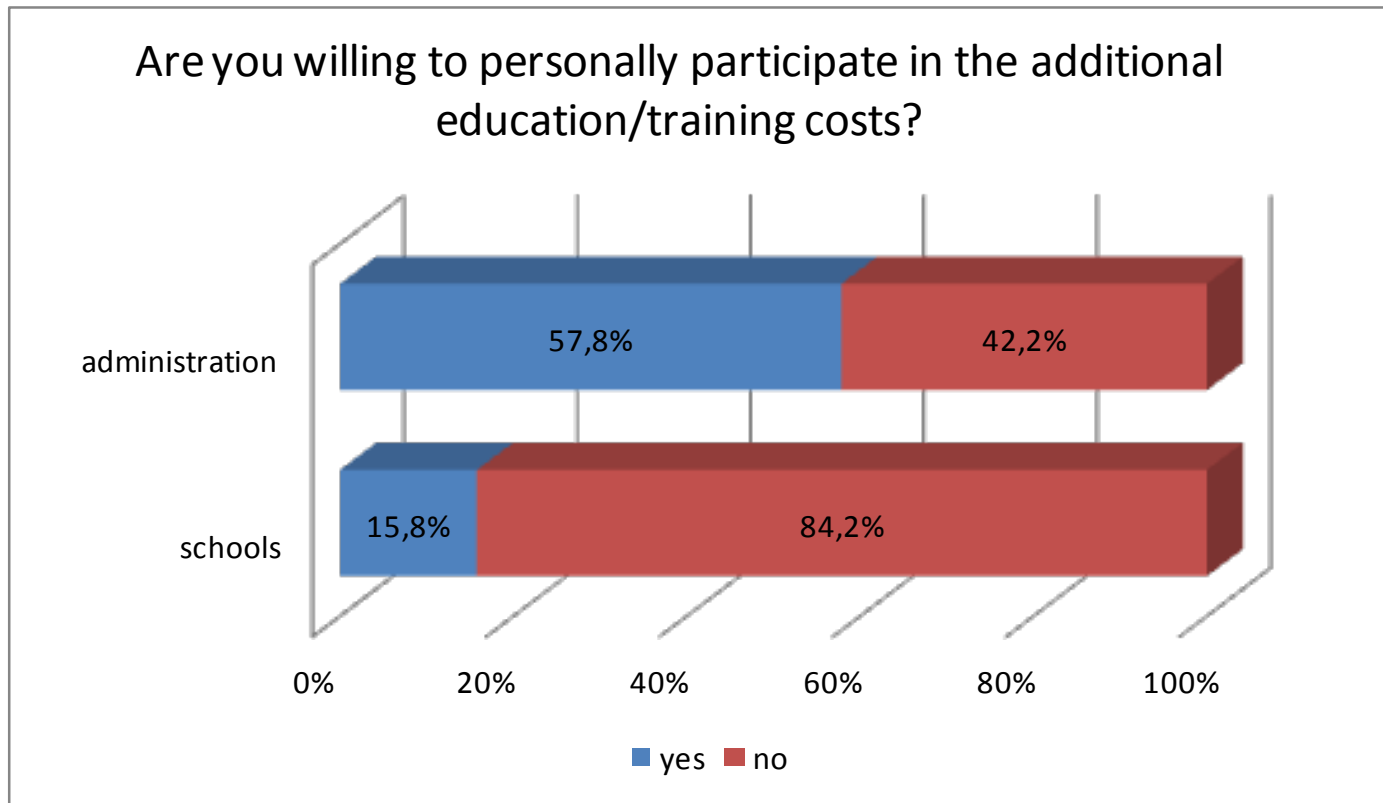
Skills that the respondents lack

| Areas in which respondents lack skills | % of respondents | | |
|--|------------------|----------------|--------------|
| | schools | administration | producers |
| Public speaking | 21.1% | 31.3% | 20.8% |
| Communication skills | 17.5% | 25.3% | 21.7% |
| Presentation skills | 19.3% | 36.1% | 25.5% |
| Teamwork | 19.3% | 20.5% | 16.0% |
| Trainer training | 21.1% | 30.1% | 7.5% |
| Critical thinking | 12.3% | 14.5% | 23.6% |
| Writing project proposals | 71.9% | 69.9% | 43.3% |
| Working with computer programmes | 8.8% | 15.7% | 17.9% |
| Foreign language knowledge | 54.4% | 36.1% | 46.2% |

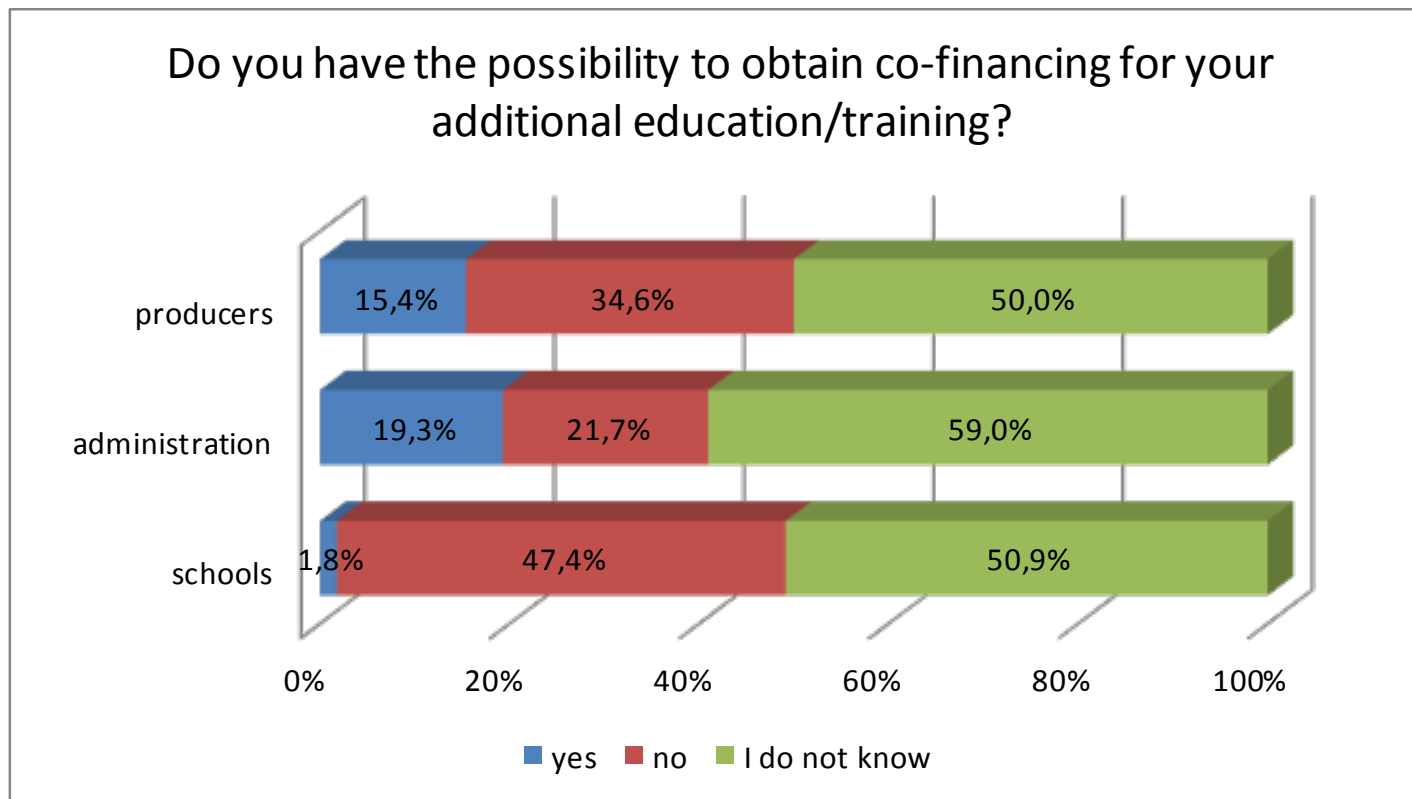
Willingness to participate in additional education/training programmes in the field of agriculture



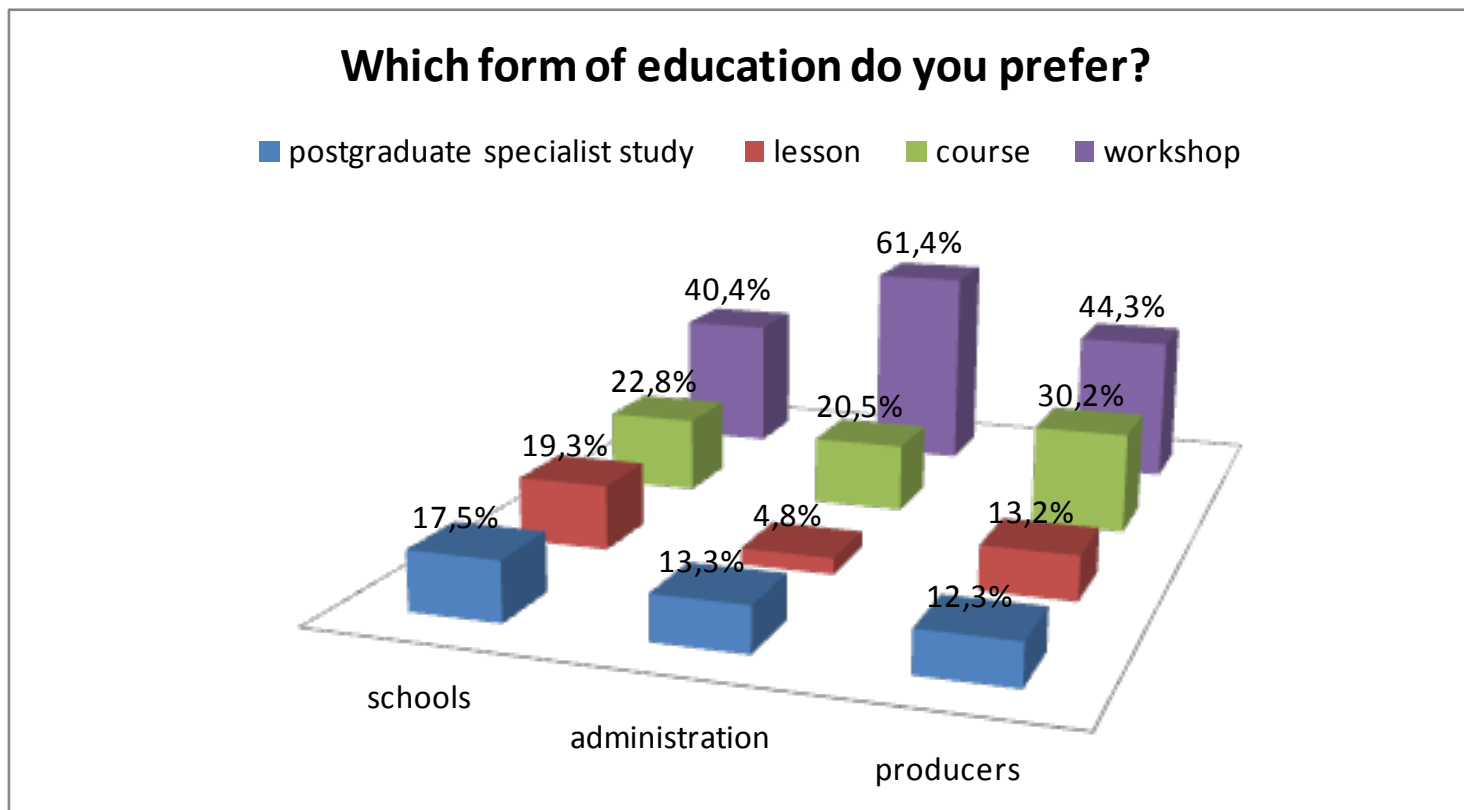
Willingness to personally participate in the additional education/training costs



Possibility of obtaining co-financing for additional education/training



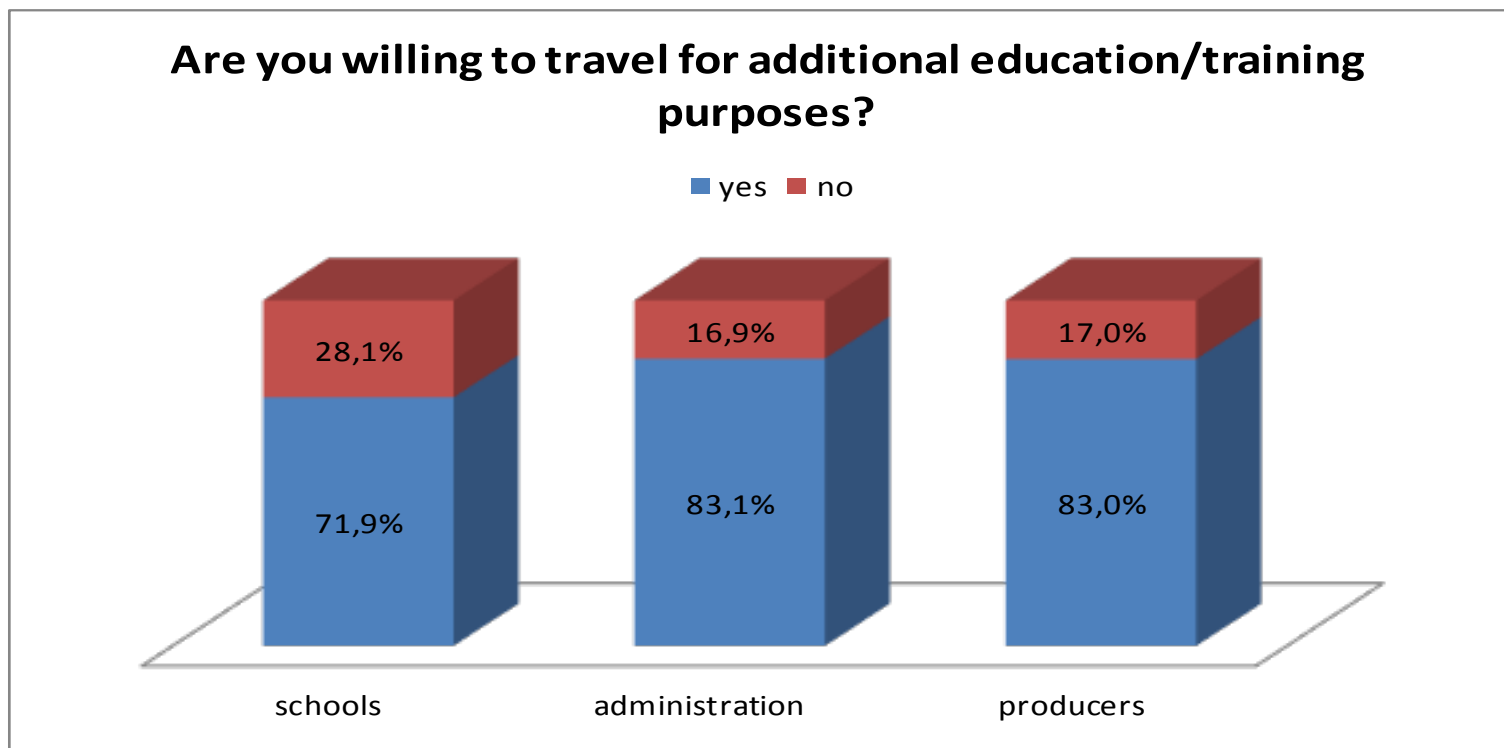
Preferred form of education



Preferred form of teaching

| What form of education would suit you best? | | | | |
|---|-------------------------|---------|----------------------|-------------------|
| % of respondents | | | | |
| | face-to-face lecture | webinar | distance learning | practical work |
| schools | 40.4% | 24.6% | | 35.1% |
| administration | 50.6% | 7.2% | 4.8% | 37.3% |
| producers | 43.4% | 16.0% | 5.7% | 34.9% |

Willingness to travel for additional education/training purposes



Accepted distance for travel for additional education/training purposes

| How far are you willing to travel for additional education/training purposes | | | |
|--|----------------|--------------|---------------------|
| % of respondents | | | |
| | Up to 30 km | 30-100 km | More than 100 km |
| schools | 3.50% | 29.80% | 28.10% |
| administration | 4.60% | 33.70% | 33.70% |
| producers | 16.90% | 26.40% | 24.50% |

The institutions which should provide education in sustainable agriculture

| The institutions which should provide education in sustainable agriculture | % of respondents | | |
|--|------------------|--------------------|--------------|
| | schools | administrati on | producers |
| Faculties | 80.7% | 84.3% | 83.0% |
| Higher education institutions | 28.1% | 38.6% | 40.6% |
| Public open universities | 12.3% | 21.7% | 26.4% |
| Agricultural secondary schools | 43.9% | 20.5% | 24.5% |
| Other | 14.0% | 18.1% | 14.2% |

Necessary form of education/training valuation

| Do you need some of the forms of education/training valuation? | | | | |
|--|-------|------------------|---|----------------------------------|
| % of the respondents | | | | |
| | No | Yes, ECTS points | Yes, entry into the employment record/portfolio | Yes, another type of certificate |
| schools | 43.9% | 26.3% | 19.3% | 10.5% |
| administration | 38.6% | 49.4% | 0% | 12.0% |
| producers | 58.7% | 7.7% | 28.8% | 4.8% |

Conclusions

- The majority of the respondents
 - familiar with LLL concept
 - aware of a need for additional education
- many of them are not satisfied with the current offer of LLL programmes in the field of agriculture
- the respondents mainly lack a knowledge in organic agriculture, economics (including agritourism) and plant protection
- about 1/3 of the respondents are willing to participate in the LLL programmes
- the majority of the respondents prefer LLL programmes organised by faculties/universities

Many opportunities for
universities



Thank you for your attention!!!

